



D.A.V. PUBLIC SCHOOL, NEW PANVEL


Plot No. 267, 268, Sector-10, New Panvel,
Navi Mumbai-410206 (Maharashtra).
Phone 022-27451793, 27482276
Email- davnewpanvel@gmail.com , www.davnewpanvel.com

SYLLABUS FOR STD. II 2022-2023

Name: _____ Div. _____ Roll No. _____ Class Teacher: - _____

Note: -

1. For subject English and Hindi- Grammar concepts will be included in all the three evaluations.
2. For subject Mathematics –Mathematical concepts will be included in all the three evaluations.



SUBJECT: ENGLISH

Evaluation-I

LESSON	ORALS	GRAMMAR	ACTIVITY
<ul style="list-style-type: none"> • Sheetal (Reading) • Riddle Time(Reading) • Puss and the Parrot (Reading) • The Helpful friends • Little Pussy (Poem) • A Spark in the Dark • The Sailing Trip • A Mouse in the House • The Rainbow (Poem) • The Magic Matchbox • Where is the Pink Whale? • The Crows Nest (Reading) 	<ul style="list-style-type: none"> • Recitation • Show and tell 	<ul style="list-style-type: none"> • Articles- “a” and “an” • Present tense – use of is, am, are, has and have • Naming Words • Replacing Words • Doing Words • Preposition 	<ul style="list-style-type: none"> • Preposition – Memory Game
		<p style="text-align: center;">CREATIVE WRITING</p> <ul style="list-style-type: none"> • Composition - My Teacher • Comprehension • Note Writing- Thank you 	

Evaluation-II

LESSON	ORALS	GRAMMAR	ACTIVITY
<ul style="list-style-type: none"> • The Foamy Soap • Let's Draw (Poem) • When I was a Baby (Reading) • Hanuman • The Silver Tray • An Inch of Gold • What did Sheetal...? (Reading) • The Sparrows 	<ul style="list-style-type: none"> • Speak about daily routine • Story reading 	<ul style="list-style-type: none"> • Describing Words • Past Tense - Use of had, was, were • Punctuation-Use of capital letter, full stop 	<ul style="list-style-type: none"> • Picture talk – Describe the objects shown.
		CREATIVE WRITING	
		<ul style="list-style-type: none"> • Composition – Our National Flag • Note writing- Sorry Note • Comprehension 	


Evaluation -III

LESSON	ORALS	GRAMMAR	ACTIVITY
<ul style="list-style-type: none"> • Wonder (Poem) • Two Shops • The School in the Jungle • Whose is it? (Reading) • That's your bag, not mine • The Swing (Poem) • Tomorrow will be a holiday (Reading) • Raghu, The Dreamer 	<ul style="list-style-type: none"> • Story narration • Newspaper reading 	<ul style="list-style-type: none"> • One and Many • Mine, yours, ours, theirs • Frame the question • Future Tense – use of 'will' 	<ul style="list-style-type: none"> • Future tense- Line up for human sentences
		CREATIVE WRITING	
		<ul style="list-style-type: none"> • Composition –My school Library • Letter Writing • Comprehension 	

ENGLISH PAPER PATTERN

1. Dictation
2. Arrange the jumbled words to form meaningful sentence.
3. Answer the following questions.
4. Who said the following lines?
5. Rhyming words.
6. Write the meanings and make sentences.
7. Choose the correct word from the help box.
8. Put '✓' if the sentence is right and 'X' if it is wrong.
9. Look at the pictures and write the names.
10. Tick the right answer.
11. Match the following.
12. Encircle the correct word to complete the sentences.
13. Fill in the blanks with replacing words.

14. Choose the suitable preposition and fill in the blanks.
15. Underline / Encircle the naming words and describing words from the given passage / sentence.
16. Look at the picture and complete / Fill in the blanks with doing words / Encircle the doing words.
17. Write the opposites.
18. Punctuate the following.
19. Rewrite the sentences by changing the tenses.
20. Unseen passage comprehension / Picture comprehension.
21. Thank you / Sorry note.
22. Write 4 / 5 sentences on a given topic.
23. Story sequence.



विषय : हिन्दी

प्रथम मूल्यांकन


पाठ	मौखिक	व्याकरण	शैक्षणिक कार्य
<ul style="list-style-type: none"> • सीखो <input type="checkbox"/> पठन <input type="checkbox"/> • ठीक काम करें • दादी का गाँव <input type="checkbox"/> • मेहनत का फल • जन्मदिन <input type="checkbox"/> पठन <input type="checkbox"/> • दादी का दर्द • बाल दिवस • प्यारे पेड़ <input type="checkbox"/> पठन <input type="checkbox"/> 	<ul style="list-style-type: none"> • सीखो कविता कंठस्थ करके बोलिए । • आप अपना जन्मदिन कैसे मनाते हैं कक्षा में सुनाइए । 	<ul style="list-style-type: none"> • भाषा अभ्यास पृष्ठ 1 से 35 नाम वाले शब्द <input type="checkbox"/> संख्या लेखन <input type="checkbox"/> 1 से 10 <input type="checkbox"/> • लेख लेखन <input type="checkbox"/> शरी पाठशाला • कहानी लेखन • गद्यांश 	<ul style="list-style-type: none"> • शब्द अंताक्षरी । • ठीक काम करें पाठ का नाटकिय रूपांतर । • शब्द पढ़ो नकल करो । <input type="checkbox"/> क्रिया शब्द <input type="checkbox"/>

द्वितीय मूल्यांकन

पाठ	मौखिक	व्याकरण	शैक्षणिक कार्य
<ul style="list-style-type: none"> • बादल <input type="checkbox"/> कविता <input type="checkbox"/> • दो तोते • चतुर चीकू • सीख • मेला • रोटी <input type="checkbox"/> पठन <input type="checkbox"/> • राजू का सपना 	<ul style="list-style-type: none"> • चित्र वर्णन । • रोटी पाठ का अभिनय पूर्वक वाचन । 	<ul style="list-style-type: none"> • भाषा अभ्यास पृष्ठ 36 से 58 सर्वनाम <input type="checkbox"/> गुण वाले शब्द <input type="checkbox"/> अज्ञात के दिन <input type="checkbox"/> संख्या लेखन <input type="checkbox"/> 1 से 20 <input type="checkbox"/> • लेख लेखन <input type="checkbox"/> मेला • कहानी लेखन • गद्यांश 	<ul style="list-style-type: none"> • पेड़ों के पत्तों को शैक्षणिक रूप से कॉपी में चिपकाइए । • शब्द सीढ़ी । • बच्चों द्वारा क्लास में मेले का आयोजन ।

तृतीय मूल्यांकन

HINDI PAPER PATTERN



SUBJECT: MATHEMATICS

Evaluation-I

LESSONS	ORAL	ACTIVITY
श्रुतलेखन	सही शब्द पर गोला लगाइए।	
सही शब्द चुनकर वाक्य पूरे करें।	शब्दों को [] से लिखिए।	
रिक्त स्थान की पूर्ति करें।	उचित मात्रा लगाकर शब्द बनाइए।	
‘हाँ’ या ‘नहीं’ में उत्तर लिखिए।	अशुद्ध शब्दों को शुद्ध करके लिखिए।	
जोड़े मिलाइए। वाक्य बनाइए। वाक्य बनाइए।	संज्ञा शब्दों को चुनकर लिखिए।	
एक शब्द [] एक वाक्य में उत्तर लिखिए।	सर्वनाम, विशेषण, [] शब्दों पर गोला लगाइए।	
किसने कहा [] लिखिए।	लिंग [] चयन [] विपरीत शब्दों को बदलकर लिखिए।	
सही शब्द पहचान कर उन्हें रेखांकित कीजिए।	दिए गए शब्दों के समान लय वाले शब्द लिखें।	
क्या [] कौन अथवा कहा [] लगाकर प्रश्न बनाइए।	अनेक शब्दों के लिए एक शब्द लिखें।	
कविता की पंक्तियाँ [] पूर्ण कीजिए।	विस्मयादिक बोधक शब्द चुनकर लिखिए।	
चित्र को पहचानकर उनके नाम या वाक्य लिखें	कि [] की लगाकर और है [] लगाकर खाली स्थान भरिए।	
चित्र देखकर वर्ग पहेली या शब्द सीढ़ी पूर्ण करें।	शब्द जोड़कर नए शब्द बनाइए।	
शब्दों में ‘ता’ अथवा ‘ई’ लगाकर शब्द बनाइए।	लेख लेखन, पत्र लेखन, कहानी गद्यांश।	

- Numbers till 100
- Numbers up to 999
- Addition
- Tables 2 to 5

- Ordinal numbers
- Addition

- Colour the Rainbow and write position of colours in ordinal numbers.
- 3-digit number addition on abacus using bindis.
- Greater than / Smaller than (compare 3- digit numbers)

Evaluation-II

LESSONS	ORAL	ACTIVITY
<ul style="list-style-type: none"> • Subtraction • Money • Shapes-cube, cuboid, sphere, cone & cylinder • Odd and Even • Time • Tables 2 to 7 	<ul style="list-style-type: none"> • Mental Maths • Reading the calendar 	<ul style="list-style-type: none"> • Make a wall hanging using solid & plane shapes. • Draw a wrist watch & show the given time. • Make a collage of notes and coins.

Evaluation -III

LESSONS	ORAL	ACTIVITY
<ul style="list-style-type: none"> • Multiplication • Weight • Capacity • Length • Fractions • Tables 2 to 10 	<ul style="list-style-type: none"> • Tables 2 to 10 • Recognize the different fractions 	<ul style="list-style-type: none"> • Show the multiplication using number line. • Make a model of weight using clay. • Make a flag using $\frac{1}{2}$ and $\frac{1}{4}$ concept of fraction.

MATHEMATICS PAPER PATTERN

1. Mental Sums.
2. Fill in / complete the sequence / series (before, after, between, shapes, multiplication).
3. Write the numerals/ number names.
4. Write the ordinal numbers / State the position of the following.
5. Write the Ascending order/ Descending order of the following.
6. Add /Subtract the following (simple, carry over & borrowing addition / subtraction).
7. Addition, Subtraction & Multiplication (Capacity, Length, Weight, Money).
8. Draw / Measure the lengths of the given objects using a scale.
9. Word problems on Addition, Subtraction & Multiplication.
10. Draw the clock and write the time.
11. Shade as directed (Fraction) / Write the fraction of the shaded part.
12. Shapes –Write the edges, vertices & faces.
13. Write in the expanded form.
14. Place Value.
15. Choose the correct answer.



SUBJECT: ENVIRONMENTAL SCIENCE **Evaluation-I**

LESSONS	ORALS	ACTIVITY
<ul style="list-style-type: none">• More About Me• More About Personal Cleanliness and Good Habits• Our Food• Our Clothes• A House to live In	<ul style="list-style-type: none">• Group discussion - body parts and its functions• Group discussion - Clothing	<ul style="list-style-type: none">• Personal cleanliness (show and tell any cleanliness object)• Collage making on plants and animal products.• Clay model of healthy food.

Evaluation-II


LESSONS	ORALS	ACTIVITY
<ul style="list-style-type: none">• Neighbourhood• Plants Around Us• Animals Around Us• Living and Non Living Things	<ul style="list-style-type: none">• Group discussion - Neighbourhood places• Group discussion - Animals and birds	<ul style="list-style-type: none">• Making plates from leaves.• Collect the pictures of neighbourhood places.

Evaluation -III

LESSONS	ORALS	ACTIVITY
<ul style="list-style-type: none">• Water• Weather and Seasons• Means of Transport• Traffic Rules• Important Days• Great Men of Arya Semaj	<ul style="list-style-type: none">• Slogan - Water conservation• Discussion - Traffic rules	<ul style="list-style-type: none">• Poster making on save water.• Model of traffic signal.• Prepare tricolour wrist band of craft paper.

E.V.S. PAPER PATTERN

<ul style="list-style-type: none">• Missing letters	<ul style="list-style-type: none">• Circle the odd one
<ul style="list-style-type: none">• True or false	<ul style="list-style-type: none">• Complete the following
<ul style="list-style-type: none">• Fill in the blanks	<ul style="list-style-type: none">• Name the following
<ul style="list-style-type: none">• Choose the correct answer	<ul style="list-style-type: none">• Write 2 /3 examples of the following
<ul style="list-style-type: none">• Match the following	<ul style="list-style-type: none">• Question and answers
<ul style="list-style-type: none">• Puzzle	<ul style="list-style-type: none">• Give reason
<ul style="list-style-type: none">• Draw / name the given pictures	<ul style="list-style-type: none">• correlate



SUBJECT: MARATHI

Evaluation I	Evaluation II	Evaluation III
<ul style="list-style-type: none"> पाऊस [गाणे]□ मांजराची गंमत [चित्रकथा]□ खेळ खेळूया फळांचा राजा [गाणे]□ फळे मोजूया चित्रे पाहू [गप्पा मारू] ओळखखेळांची झोपाळा गेला उडून [चित्रकथा]□ भाजी घ्या [भाजी] [गाणे]□ 	<ul style="list-style-type: none"> ओळख भाज्यांची वाहने ओळखू [गप्पा मारू] ओळख वाहनांची शोधूया आपला परिसर [१] आपला परिसर [२] खार [गाणे]□ माझे घर घरातील वस्तू ऐकूया [बोलूया] 	<ul style="list-style-type: none"> कोऽ कोऽ कोंबडा [गाणे]□ योग्य काय□ माझी शब्दबाग कोण कसे□ कोण कोठे□ सारखे काय□ माझे शब्दभांडार माझे पान उद्दिष्टे [विशा अध्ययन]□ अध्यापनाची

SUBJECT: DANCE

Evaluation -I	Evaluation -II	Evaluation -III
Theory – hand gestures (hasta Mudra's).	Theory – Mudra's of Animals with music.	Information of what is dance and why dance
Shloka – Guru Vandana.	Basic Rhythmic Movements.	Medley Songs Performance.
1 dance on song (Folk, Traditional).	1 dance on song (Folk, Traditional).	Theme base Performance (Preparation of Annual Cultural Presentation)..

SUB: - MUSIC

Evaluation -I	Evaluation -II	Evaluation -III
<ul style="list-style-type: none"> Swar Gyan Basic Notes – Sa Re Ga Ma Pa Dha Ni..... National Anthem Prayer - Gayatri Mantra Actions songs..... 	<ul style="list-style-type: none"> Prayer – There shall be National Song Marathi Action Song – chandoba gurujinchi shala.... Flag Song– vijay wishva tringa 	<ul style="list-style-type: none"> Hindi Song – fuloon ka taroon ka Patriotic Song – Sare jahanse aacha..... National Song Flag Song–

SUB: GENERAL KNOWLEDGE

Evaluation - I	Evaluation - II	Evaluation - III
<ul style="list-style-type: none"> Dancers of different states Places where things are made Games and premises Great Personalities Current Affairs 	<ul style="list-style-type: none"> Animal facts Places where things are kept Abbreviations Festivals and important days Current Affairs 	<ul style="list-style-type: none"> People at work First in India Solar system Current Affairs

DHARMA SHIKSHA / NAITIK SHIKSHA

Evaluation - I	Evaluation - II	Evaluation - III
<ol style="list-style-type: none"> 1 प्रार्थना 2 ओंकार परिचय 3 ओम् की महिमा 4 ओम् का लेखन और उच्चारण 5 गायत्री मंत्र 6 कृतज्ञता 	<ol style="list-style-type: none"> 1 कर्त्तव्य 2 चित्रमाला 3 विनय 4 आदर्श पुत्र श्रवण कुमार 5 प्रेरणा 	<ol style="list-style-type: none"> 1 ध्यान की बातें 2 भजन 3 अच्छा बालक कौन है 4 प्रश्नोत्तर 5 सन्ध्या उपासना

SUB : ART & CRAFT

EVALUATION – I	EVALUATION – II	EVALUATION – III
<p><u>Drawing</u></p> <ul style="list-style-type: none"> Post office Parrot Fruit basket Balloon seller Rainy day Kite flying Step by Step Pg no 2 to 6 <p><u>Craft</u></p> <ul style="list-style-type: none"> Clay model (Animals) Pencil scrap flowers Pencil scrap flowers 	<p><u>Drawing</u></p> <ul style="list-style-type: none"> Step by Step Pg no-7 to29. <p><u>Craft</u></p> <ul style="list-style-type: none"> Collage work. Diwali greeting card. Ice cream stick activity. 	<ul style="list-style-type: none"> Step by Step Pg no- 30 to 40. <p><u>Craft</u></p> <ul style="list-style-type: none"> House. Magical Greeting card.

Information and Communication Technology (ICT)

EVALUATION- I	EVALUATION- II	EVALUATION- III
<ul style="list-style-type: none">• Computer...My Friend• Meet the Computer (different parts of Computer)	<ul style="list-style-type: none">• Caring of Computer (Rules of the Computer lab).• Operating a Computer (how to switch on/off computer).	<ul style="list-style-type: none">• Fun Keys (keyboard and its keys).• Operating the Mouse (click, double click, drag).

