




D.A.V. PUBLIC SCHOOL, NEW PANVEL

Plot No. 267, 268, Sector-10, New Panvel,
Navi Mumbai-410206 (Maharashtra).
Phone 022-27451793, 27482276
Email- davnewpanvel@gmail.com , www.davnewpanvel.com

SYLLABUS FOR STD. II 2017-2018

Note:-

1. For subject English and Hindi- Grammar concepts will be included in all the three evaluation.
2. For subject Mathematics –Mathematical concepts will be included in all the three evaluations.



SUBJECT: ENGLISH

Evaluation-I

LESSON	ORALS	GRAMMAR	ACTIVITY
<ul style="list-style-type: none">• Sheetal• Riddle Time• Puss and the Parrot• The Helpful friends• Little Pussy (Poem)• A Spark in the Dark• The Sailing Trip• A Mouse in the House• The Rainbow (Poem)• The Magic Matchbox• Where is the Pink Whale?• The Crows Nest	<ul style="list-style-type: none">• Recitation• Reading	<ul style="list-style-type: none">• Articles- “a” and “an”• Present tense – use of is, am, are, has and have• Naming Words• Replacing Words• Doing Words• Preposition	<ul style="list-style-type: none">• Articles (See the picture & fill in the blanks with correct articles.)• See the picture and write 4-5 sentences about it.• Compose a poem using some naming words.
		CREATIVE WRITING	
		<ul style="list-style-type: none">• Composition - My family• Comprehension• Note Writing- Thank you	

Evaluation-II

LESSON	ORALS	GRAMMAR	ACTIVITY
<ul style="list-style-type: none"> • The Foamy Soap • Let's Draw (Poem) • When I was a Baby • Hanuman • The Silver Tray • An Inch of Gold • What did Sheetal...? • The Sparrows 	<ul style="list-style-type: none"> • Recitation • Story Narration 	<ul style="list-style-type: none"> • Describing Words • Past Tense - Use of had, was, were • Punctuation-Use of capital letter, full stop 	<ul style="list-style-type: none"> • Describe an object in 4-5 lines. • Punctuation (Punctuate the given paragraph) • Role Play.
		CREATIVE WRITING	
		<ul style="list-style-type: none"> • Composition - Post-office • Note writing- Sorry Note • Comprehension 	


Evaluation -III

LESSON	ORALS	GRAMMAR	ACTIVITY
<ul style="list-style-type: none"> • Wonder (Poem) • Two Shops • The School in the Jungle • Whose is it? • That's your bag, not mine • The Swing (Poem) • Tomorrow will be a holiday • Raghu, The Dreamer 	<ul style="list-style-type: none"> • Recitation • News paper reading 	<ul style="list-style-type: none"> • One and Many • Mine, yours, ours, theirs • Frame the question • Future Tense – use of 'will' 	<ul style="list-style-type: none"> • Listen & Draw accordingly . • Tenses (Write few lines on how they will spend their weekend using future tense) • Book - Keeping
		CREATIVE WRITING	
		<ul style="list-style-type: none"> • Composition - National Flower • Letter Writing • Comprehension 	

ENGLISH PAPER PATTERN

1. Encircle the correct spelling.
2. Arrange the jumbled words to form meaningful sentence.
3. Answer the following questions.
4. Who said the following lines?
5. Rhyming words.
6. Write the meanings and make sentences.
7. Choose the correct word from the help box.

8. Put '✓' if the sentence is right and 'X' if it is wrong.
9. Look at the pictures and write the names.
10. Tick the right answer.
11. Match the following.
12. Encircle the correct word to complete the sentences.
13. Fill in the blanks with replacing words.
14. Choose the suitable preposition and fill in the blanks.
15. Underline / Encircle the naming words and describing words from the given passage / sentence.
16. Look at the picture and complete / Fill in the blanks with doing words / Encircle the doing words.
17. Write the opposites.
18. Punctuate the following.
19. Rewrite the sentences by changing the tenses.
20. Unseen passage comprehension / Picture comprehension.
21. Thank you / Sorry note.
22. Write 4 / 5 sentences on a given topic.
23. Story sequence.



विषय : हिन्दी

प्रथम मूल्यांकन

पाठ	मौखिक	व्याकरण	क्रियात्मक कार्य
<ul style="list-style-type: none"> • सीखो (पठन) • ठीक काम करें • दादी का गाँव • मेहनत का फल • जन्मदिन (पठन) • दाँत का दर्द • बाल दिवस • प्यारे पेड़ (पठन) 	<ul style="list-style-type: none"> • कविता पाठ • पठन व उच्चारण 	<ul style="list-style-type: none"> • भाषा अभ्यास पृष्ठ 1 से 35 नाम वाले शब्द, संख्या लेखन (1 से 10)। • लेख लेखन : मेरा परिचय • कहानी लेखन • गद्यांश 	<ul style="list-style-type: none"> • सीखो कविता का गायन। • अपने दादी / नानी के गाँव से संबंधित विचार व्यक्त कीजिए। • पेड़ों से मिलने वाली वस्तुओं के चित्र चिपकाकर उनके नाम लिखिए।

द्वितीयमूल्यांकन

पाठ	मौखिक	व्याकरण	क्रियात्मक कार्य
<ul style="list-style-type: none"> • बादल (कविता) • दो तोते • चतुर चीकू • सीख • मेला • रोटी (पठन) • राजू का सपना 	<ul style="list-style-type: none"> • चर्चा - विचारणा • कविता पाठ 	<ul style="list-style-type: none"> • भाषा अभ्यास पृष्ठ 36 से 58 सर्वनाम, गुण वाले शब्द, सप्ताह के दिन, संख्या लेखन (1 से 20)। • लेख लेखन : राष्ट्रीय पक्षी मोर • कहानी लेखन • गद्यांश 	<ul style="list-style-type: none"> • देशभक्त का चित्र चिपकाकर उनके द्वारा बोले गए कोई एक कथन (नारा) लिखिए। • कोई एक शिक्षाप्रद छोटी कहानी सुनाइए। • आज की ताजा खबर (समाचार पत्र पठन)

तृतीयमूल्यांकन

पाठ	मौखिक	व्याकरण	क्रियात्मक कार्य
<ul style="list-style-type: none"> अभ्यास रेल रोबोट टेलीफोन की घंटी (पठन) यह दिल्ली है 	<ul style="list-style-type: none"> चर्चा विचारणा पठन व उच्चारण 	<ul style="list-style-type: none"> भाषा अभ्यास पृष्ठ 59 से 74 रंगों, दिशाओं, महीनो के नाम, संख्या लेखन (1 से 30) लेख लेखन : राष्ट्रीय ध्वज पत्र लेखन कहानी लेखन गद्यांश 	<ul style="list-style-type: none"> यातायात के साधनों के चित्र चिपकाकर उनके बारे में दो-तीन वाक्य लिखिए। टेलीफोन/ मोबाइल का प्रतिरूप (मॉडल) बनाकर वार्तालाप कीजिए। कॉपी मूल्यांकन।

HINDI PAPER PATTERN

श्रुतलेखन	सही शब्द पर गोला लगाइए।
सही शब्द चुनकर वाक्य पूरे करें।	शब्दों को क्रम से लिखिए।
रिक्त स्थान की पूर्ति करें।	उचित मात्रा लगाकर शब्द बनाइए।
'हाँ' या 'नहीं' में उत्तर लिखिए।	अशुद्ध शब्दों को शुद्ध करके लिखिए।
जोड़े मिलाइए। वाक्य बनाइए। वाक्य बनाइए।	संज्ञा शब्दों को चुनकर लिखिए।
एक शब्द, एक वाक्य में उत्तर लिखिए।	सर्वनाम, विशेषण, क्रिया शब्दों पर गोला लगाइए।
किसने कहा, लिखिए।	लिंग, वचन, विपरीत शब्दों को बदलकर लिखिए।
सही शब्द पहचान कर उन्हें रेखांकित कीजिए।	दिए गए शब्दों के समान लय वाले शब्द लिखें।
क्या, कौन अथवा कहाँ लगाकर प्रश्न बनाइए।	अनेक शब्दों के लिए एक शब्द लिखें।
कविता की पंक्तियाँ पूर्ण कीजिए।	विस्मयादिक बोधक शब्द चुनकर लिखिए।
चित्र को पहचानकर उनके नाम या वाक्य लिखें	'कि', 'की' लगाकर और 'हैं', 'हैं' लगाकर खाली स्थान भरिए।
चित्र देखकर वर्ग पहेली या शब्द सीढी पूर्ण करें।	शब्द जोड़कर नए शब्द बनाइए।
शब्दों में 'ता' अथवा 'ई' लगाकर शब्द बनाइए।	लेख लेखन, पत्र लेखन, कहानी।

SUBJECT: MATHEMATICS

Evaluation-I

LESSONS	ORAL	ACTIVITY
<ul style="list-style-type: none">• Numbers till 100• Numbers up to 999• Addition• Tables 2 to 5	<ul style="list-style-type: none">• Mental Sums• Tables	<ul style="list-style-type: none">• Place, Place value(Show the beads on the Abacus with the help of bindis)• Ascending / Descending order (Arrange the 3-digit numbers in ascending /descending order)• Ordinal Numbers (Write the position of the given picture)

Evaluation-II

LESSONS	ORAL	ACTIVITY
<ul style="list-style-type: none">• Subtraction• Money• Shapes-cube, cuboid , sphere, cone & cylinder• Odd and Even• Time• Tables 2 to 7	<ul style="list-style-type: none">• Mental sums• Tables	<ul style="list-style-type: none">• Money (addition) – Make a bill• Odd and Even (Separate the odd & even numbers from the given numbers)• Time (Make a model of a clock using paper plate and show the given time)

Evaluation -III


LESSONS	ORAL	ACTIVITY
<ul style="list-style-type: none">• Multiplication• Weight• Capacity• Length• Fractions• Tables 2 to 10	<ul style="list-style-type: none">• Mental Sums• Tables	<ul style="list-style-type: none">• Measurement (Write the correct unit of measure)• Fraction (colour the quarter and half part of the given shapes)• Book Keeping

MATHEMATICS PAPER PATTERN

1. Mental Sums.
2. Fill in / complete the sequence / series (before, after, between, shapes, multiplication).
3. Write the numerals/ number names.
4. Write the ordinal numbers / State the position of the following.
5. Write the Ascending order/ Descending order of the following.
6. Add /Subtract the following (simple, carry over & borrowing addition / subtraction).
7. Addition, Subtraction & Multiplication(Capacity, Length, Weight, Money).
8. Draw / Measure the lengths of the given objects using a scale.
9. Word problems on Addition, Subtraction & Multiplication.
10. Draw the clock and write the time.
11. Shade as directed (Fraction) / Write the fraction of the shaded part.
12. Shapes –Write the edges, vertices & faces.
13. Write in the expanded form.
14. Place Value.
15. Choose the correct answer.

SUBJECT: ENVIRONMENTAL SCIENCE

Evaluation-I

LESSONS	ORALS	ACTIVITY
<ul style="list-style-type: none">• More About Me• More About Personal Cleanliness and Good Habits• Our Food• Our Clothes• A House to live In	<ul style="list-style-type: none">• Reading• Group Discussion 	<ul style="list-style-type: none">• Parts of the body• Food(Differentiate between grains & pulses)• Solve puzzle.

Evaluation-II

LESSONS	ORALS	ACTIVITY
<ul style="list-style-type: none">• Neighbourhood• Plants Around Us• Animals Around Us• Living and Non Living Things• Water	<ul style="list-style-type: none">• Talking about their Neighbourhood• Reading	<ul style="list-style-type: none">• Talk about community helpers.• Germination of a seed.• Mind mapping.


Evaluation -III

LESSONS	ORALS	ACTIVITY
<ul style="list-style-type: none">Weather and SeasonsMeans of TransportTraffic RulesImportant DaysGreat Men of Arya Semaj	<ul style="list-style-type: none">QuizReading	<ul style="list-style-type: none">Experiment on soluble & insoluble substances.Observe & note down weather forecast for a week.Book keeping

E.V.S. PAPER PATTERN

<ul style="list-style-type: none">Missing letters	<ul style="list-style-type: none">Circle the odd one
<ul style="list-style-type: none">True or false	<ul style="list-style-type: none">Complete the following
<ul style="list-style-type: none">Fill in the blanks	<ul style="list-style-type: none">Name the following
<ul style="list-style-type: none">Choose the correct answer	<ul style="list-style-type: none">Write 2 /3 examples of the following
<ul style="list-style-type: none">Match the following	<ul style="list-style-type: none">Question and answers
<ul style="list-style-type: none">Puzzle	<ul style="list-style-type: none">Give reason
<ul style="list-style-type: none">Draw / name the given pictures	<ul style="list-style-type: none">correlate

SUBJECT: MARATHI (ORAL)



<u>Evaluation - I</u>	<u>Evaluation - II</u>	<u>Evaluation - III</u>
<ul style="list-style-type: none">बाराखडी - 'अ' ते 'अः', 'क' ते 'झ'अंकाची नावे - 1 ते 10बालगीत	<ul style="list-style-type: none">फळांची, फुलांची नावेअंकाची नावे - 1 ते 25बालगीत	<ul style="list-style-type: none">अक्षर ओळखाप्राण्याची नावेबालगीत

SUBJECT: DANCE

<u>Evaluation - I</u>	<u>Evaluation -II</u>	<u>Evaluation -III</u>
Theory – hand gestures (hasta's)	Theory – hand gestures revision (haste's)	Information of what is dance and why dance
Body movements on rhythm first 2 basic steps	Movements on rhythm next 2 steps.	Practice steps with music.
1 dance on song (festival, cultural)	2 dances on song (festival / creative song)	Dance practice with song.

SUB: - MUSIC

Evaluation -I	Evaluation -II	Evaluation -III
<ul style="list-style-type: none">• Swar Gyan• Basic Notes – Sa Re Ga Ma Pa Dha Ni.....• National Anthem• Prayer - Gayatri Mantra• Actions songs.....	<ul style="list-style-type: none">• Prayer – There shall be• National Song• Marathi Action Song – chandoba gurujinchi shala....• Flag Song– vijay wishva tringa	<ul style="list-style-type: none">• Hindi Song – fuloon ka taroon ka• Patriotic Song – Sare jahanse aacha.....• National Song• Flag Song–

SUB: GENERAL KNOWLEDGE

Evaluation - I	Evaluation - II	Evaluation - III
<ul style="list-style-type: none">• Dancers of different states• Places where things are made• Games and premises• Current Affairs	<ul style="list-style-type: none">• Animal facts• Places where things are kept• Abbreviations• Current Affairs	<ul style="list-style-type: none">• People at work• First in India• Solar system• Current Affairs



NAITIK SHIKSHA

Evaluation -I	Evaluation -II	Evaluation -III
<ol style="list-style-type: none">1 प्रार्थना2 ओंकार परिचय3 ओम् की महिमा4 ओम् का लेखन और उच्चारण5 गायत्री मंत्र6 कृतज्ञता	<ol style="list-style-type: none">1 कर्तव्य2 चित्रमाला3 विनय4 आदर्श पुत्र श्रवण कुमार5 प्रेरणा	<ol style="list-style-type: none">1 ध्यान की बातें2 भजन3 अच्छा बालक कौन है4 प्रश्नोत्तर5 सन्ध्या उपासना

SUB : ART & CRAFT

EVALUATION – I	EVALUATION – II	EVALUATION – III
<ul style="list-style-type: none">• Table lamp• Fish• Butterfly• Whale• Fox's face• Owl• Collage work	<ul style="list-style-type: none">• Step by Step Pg no-14 to26.• Greeting cards- Birthday, New year• Collage work – Balloons• Decorative items- Rakhi making.	<ul style="list-style-type: none">• Step by Step Pg no- 27 to 40.• Best out of waste• Origami - Chicks

Information and Communication Technology(ICT)

EVALUATION – I	EVALUATION – II	EVALUATION – III
<ul style="list-style-type: none">• Computer.... A Machine• Uses of Computer	<ul style="list-style-type: none">• Input and Output Device• Keyboard and its Functions	<ul style="list-style-type: none">• Mouse• Fun with Paint

